



[CLICK for More Info Online](#)

Aluminum Power-Steering Pump Kit with Mounting Bracket, Hoses, and Billet Reservoir



Pro Pumps



Sportsman Pumps

Pump Mounting Bracket Sets



Hose Kits



Remote Reservoirs



Power-Steering Pump Kits

The complete power-steering system has been designed around specific fluid volumes, flow rates and pressure requirements to deliver a tight, responsive feel with adequate steering feedback for high-performance driving applications. This balance of informative feedback and hydraulic assist is not possible with any combination of OEM pumps or steering units due to excessive and widely varying flow rates. Pump kits include pump with anodized pulley, mounting bracket set, stainless-braided hose kit with zinc-finished hose ends. Included reservoirs are either integral to the pump (welded-aluminum) or remotely mounted (welded or billet aluminum) depending upon selected pump kit.

Features

- Flow rate matched specifically for TCP rack-and-pinion control servo
- Correct amount of hydraulic assist provides informative steering feedback
- Changeable flow rate fitting enables increase or decrease of assist
- Direct bolt-on installation
- All mounting hardware, hydraulic hoses, and hose ends included

Sportsman Pumps

The base street power steering pump system is comprised of a OEM-style, aluminum bodied power steering pump, with changeable flow-rate feature to comfortably meet the drivers steering assist preference and specific requirements of our rack-and-pinion servo. Hydraulic-assisted brake systems can also be supported utilizing our base power steering pumps. Elite pumps are available in remote-reservoir or integral-reservoir configurations, with billet V-belt or serpentine pulley.

Features:

- 9.6cc volume
- Changeable flow fittings
- Aluminum body
- Billet pulleys

Remote Reservoir Pump

Ports: -6 output, -10 input



Integral Reservoir Pump

Ports: -6 output, -6 return



Sportsman Pulleys

Rigid billet-aluminum press-on pulleys for Sportsman pumps. Available in V-belt and 6-rib serpentine styles. Also fits GM Saginaw .6645" shaft pumps. Black anodized finish.

Serpentine 4.2" Pulley



V-Belt 6" Pulley



Pro Pumps

The new Pro power steering pump, the first pump specifically designed and engineered for racing and high performance use without any production car components, is the result of 2 years of research and development that included input from aftermarket industry leaders in performance steering system development. The pro pump marries components such as tunable flow valves, spline drive bolt-on pulleys, double bolt patterns, and ball and roller shaft bearings with new and improved pump technologies such as a micro-honed piston bore for quick and smooth response and ported low turbulence internal passages, and a unique pump design to deliver the most versatile, durable, and efficient pump ever manufactured.

Features:

- Calibrated, tunable flow curve
- Spline-drive bolt-on pulleys
- Runs up to 20 degrees cooler
- 9,000rpm maximum pump speed
- 1600psi maximum pressure relief
- Ball and roller bearings for high loads
- Double bolt pattern allows selective orientation of the pump to eliminate vapor lock in hoses
- Hard coated and micro-honed piston bore for precise flow control and instantaneous pressure relief
- Large unrestricted intake flow path to prevent fluid cavitation
- All internal openings are CNC ported for lowest possible turbulence
- 8620 steel shaft, heat treat to 62 Rockwell for exceptional strength and wear characteristics
- Self-centering snout for proper alignment to dry-sump spud in positive drive applications, minimizing shaft wear



Integral Reservoir	Integral-reservoir pro pump with 6" V-belt or 4.25" 6-rib serpentine pulley, mounting bracket set, blue hose kit, hose bracket, and remote-mounted billet reservoir
Remote Reservoir	Remote-reservoir pro pump with 6" V-belt pulley, mounting bracket set, stainless-braided hose kit, and hose bracket

Flow-Control Valves (Sportsman and Pro Pump)

Changing the output-flow-control valve alters the steering system's baseline pressure. Baseline pressure provides instantaneous response to steering input and determines the initial feel of the steering. The valve is easily changed and does not require the system to be drained. The standard 8-liters-per-minute (lpm) valve comes already installed on the pump. Additional valves sold separately.



Part Number	lpm	gpm	%
25304	4	1.05	50
25305	5	1.32	63
25306	6	1.59	75
25307	7	1.85	88
25308	8	2.11	100
25309	9	2.38	112
25310	10	2.64	125
25311	11	2.91	137
25312	12	3.17	150

Mounting Bracket Sets

Engine-specific mounting-bracket sets fit common engine combinations. For custom applications, a mounting-bracket blank set is available. All kits include bracket with machined tensioning slot, aluminum mounting spacer, stainless-steel shim set and applicable mounting hardware. Bracket set included in complete pump-sales kit.

Part Number	Engine Group	Specific Block
OPTION	Small-block, short-deck	260, 289, 302
OPTION	Small-block, tall-deck	351W, 351C, 400
OPTION	Big-block, FE	390, 427, 428
OPTION	Universal	6x6" blank bracket
Sold Separately		
TCP PBS-FD-01	Small-block, short-deck	260, 289, 302
TCP PBS-FD-02	Small-block, tall-deck	351W, 351C, 400
TCP PBS-FD-03	Big-block, FE	390, 427, 428
TCP PBS-FD-UNIV	Universal	6x6" blank bracket

TCP PBS-FD-01

Ford Small-Block Short Deck: 260, 289, 302
 Note: Installation with 5.0 EFI conversion requires modification to A/C bracket.



TCP PBS-FD-02

Ford Small-Block Tall Deck: 351W, 351C, 400M



TCP PBS-FD-03

Ford Big-block FE: 390, 427, 428



TCP PBS-FD-UNIV

Universal (blank bracket):
 Machining required



Power-Steering Hose Kits

Our high-pressure power-steering hose kits give you everything you need to plumb the hydraulic lines that connect the rack and pinion, pump and reservoir. All hose ends are high-quality, field-attachable, screw together fittings for easy assembly


during installation and a perfect custom fit. We offer stainless-steel, braided Teflon® hose with silver-finish hose ends. Hose kits are included with every complete power-steering-pump sales kit, but can also be purchased separately.

Remote-Reservoir Stainless Hose Kit (TCP HOSE-02)

Stainless-braided, Teflon-lined hose and field-attachable steel fittings with clear zinc finish.

Includes:

- Four 90-degree -6 hose end fittings
- Two 90-degree -10 hose-end fittings
- 72" length of -6 hose (2500 psi, 28 Hg, 4" bend radius)
- 36" length of -10 hose (2500 psi, 28 Hg, 6.5" bend radius)



Integral-Reservoir Stainless Hose Kit (TCP HOSE-04)

Stainless-braided, Teflon-lined hose and field-attachable steel fittings with clear zinc finish.

Includes:

- Four 90-degree -6 hose end fittings
- 72" length of -6 hose (2500 psi, 28 Hg, 4" bend radius)



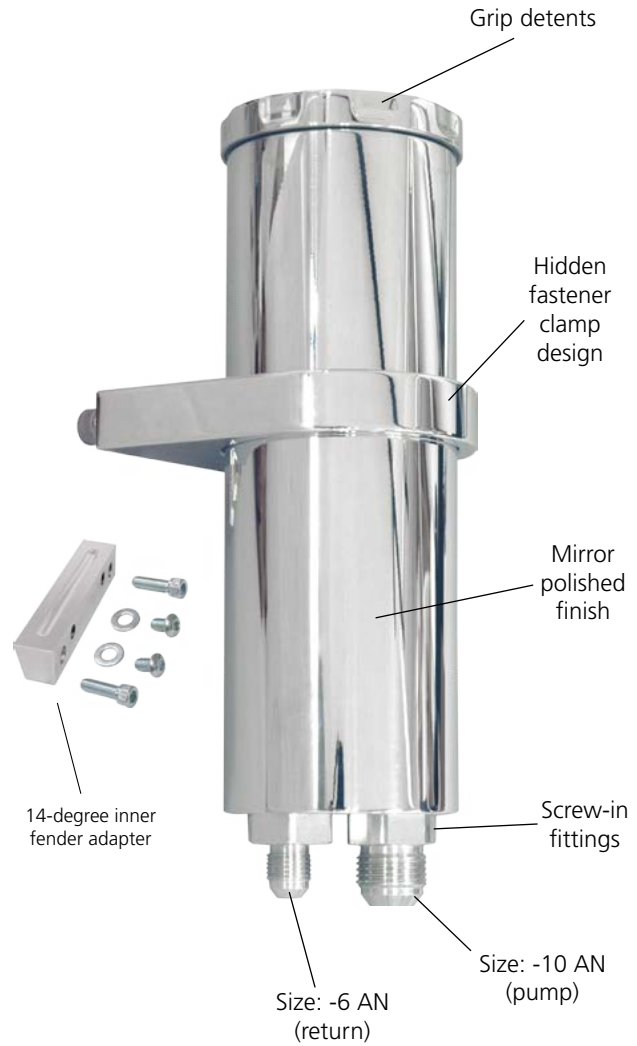
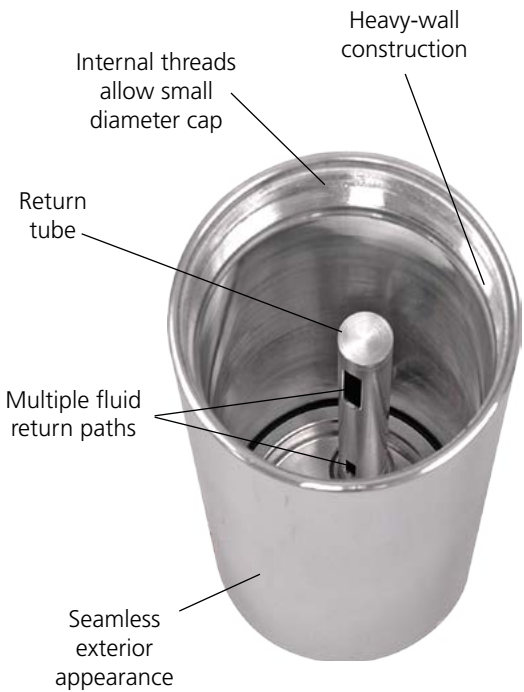
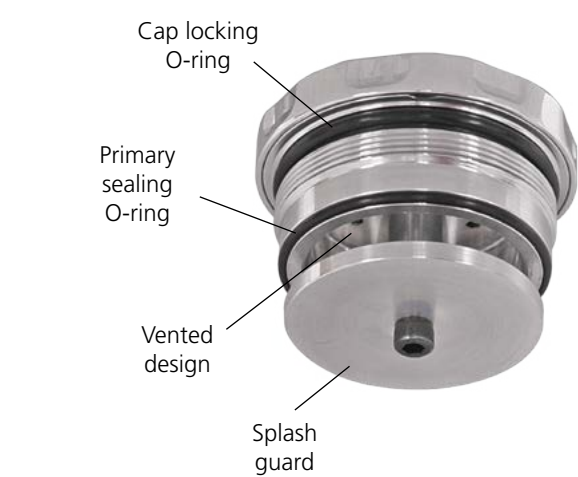
Hose Support Bracket (TCP HOSE-03)

The support bracket attaches to the motor mount bracket. Kit includes two sizes of clamps to fit TCP HOSE-01 or TCP HOSE-02.



Billet Remote Reservoir (Pro Pump)

Our polished-billet-aluminum remote reservoir is the finest available anywhere. The internal baffle design with O-ring sealed, vented cap prevents splash over, eliminates system pressure fluctuations. Fluid turbulence and aeration are greatly reduced by an innovative internal return tube design. A sleek, low-profile, mounting bracket with internal key-lock design hides all hardware and securely grips the reservoir. The 100-percent billet-aluminum construction provides an extra fluid capacity of up to 15 oz., in a mirror-polished, compact design. To position the reservoir upright, against the inner-fender panel, a 14-degree adapter block (PSR-01) is available. -6 and -10 male AN fittings are included to complete the installation. Overall dimensions: 2-7/8" OD x 8-3/4" H (Cap: 3" OD)



Remote-Reservoir Pump	
7900-77910	Billet remote reservoir, polished
TCP PSR-01	Reservoir 14-degree adapter
Sold Separately	
TCP PSR-02	Billet remote reservoir, polished
TCP PSR-01	Reservoir 14-degree adapter

Welded Remote Reservoir (Sportsman Pump)

Lightweight welded construction with internal baffle to reduce fluid aeration.
(AN-6 left-side inlet; AN-10 bottom outlet)



Applications

Power Steering Pump Applications

Engine Group	Specific Block
Small-block, short-deck	260, 289, 302
Small-block, tall-deck	351W, 351C, 400
Big-block, FE	390, 427, 428
Universal	6x6" blank bracket



Power Rack-and-Pinion Applications

Model	Year	Power Rack	
		Small Block	Big Block
Comet	1960-1965	TCP RCKP-03	-
Cougar	early 1967 ¹	TCP RCKP-02	TCP RCKP-01
	late 1967 ¹ -1969	TCP RCKP-02	TCP RCKP-01
	1970	TCP RCKP-02	TCP RCKP-01
	1971-1973	TCP RCKP-05	TCP RCKP-05
Falcon	1960-1965	TCP RCKP-03	-
Mustang	1965-1966	TCP RCKP-02	-
	early 1967 ¹	TCP RCKP-02	TCP RCKP-01
	late 1967 ¹ -1969	TCP RCKP-02	TCP RCKP-01
	1969 BOSS-1970	TCP RCKP-02	TCP RCKP-01
	1971-1973	TCP RCKP-05	TCP RCKP-05
Ranchero	1960-1965	TCP RCKP-03	-

Use following sales kit part number for ordering:

TCP RCKPX-FD

Includes: Rack and pinion, mounting brackets, steering shafts, u-joints, tie-rod adapters



Part Numbers

Item Number	Pump	Reservoir		Bracket	Pulley	Hose Kit
TCP PSP1012	Pro	Integral	Welded	Universal	V-belt	Stainless
TCP PSP1022	Pro	Integral	Welded	Universal	Serpentine	Stainless
TCP PSP1112	Pro	Integral	Welded	260, 289, 302	V-belt	Stainless
TCP PSP1122	Pro	Integral	Welded	260, 289, 302	Serpentine	Stainless
TCP PSP1212	Pro	Integral	Welded	351W, 351C, 400M	V-belt	Stainless
TCP PSP1222	Pro	Integral	Welded	351W, 351C, 400M	Serpentine	Stainless
TCP PSP1312	Pro	Integral	Welded	390, 427, 428	V-belt	Stainless
TCP PSP1322	Pro	Integral	Welded	390, 427, 428	Serpentine	Stainless
TCP PSP2012	Pro	Remote	Billet	Universal	V-belt	Stainless
TCP PSP2022	Pro	Remote	Billet	Universal	Serpentine	Stainless
TCP PSP2112	Pro	Remote	Billet	260, 289, 302	V-belt	Stainless
TCP PSP2122	Pro	Remote	Billet	260, 289, 302	Serpentine	Stainless
TCP PSP2212	Pro	Remote	Billet	351W, 351C, 400M	V-belt	Stainless
TCP PSP2222	Pro	Remote	Billet	351W, 351C, 400M	Serpentine	Stainless
TCP PSP2312	Pro	Remote	Billet	390, 427, 428	V-belt	Stainless
TCP PSP2322	Pro	Remote	Billet	390, 427, 428	Serpentine	Stainless
TCP PSP5012	Sportsman	Integral	Welded	Universal	V-belt	Stainless
TCP PSP5022	Sportsman	Integral	Welded	Universal	Serpentine	Stainless
TCP PSP5112	Sportsman	Integral	Welded	260, 289, 302	V-belt	Stainless
TCP PSP5122	Sportsman	Integral	Welded	260, 289, 302	Serpentine	Stainless
TCP PSP5212	Sportsman	Integral	Welded	351W, 351C, 400M	V-belt	Stainless
TCP PSP5222	Sportsman	Integral	Welded	351W, 351C, 400M	Serpentine	Stainless
TCP PSP5312	Sportsman	Integral	Welded	390, 427, 428	V-belt	Stainless
TCP PSP5322	Sportsman	Integral	Welded	390, 427, 428	Serpentine	Stainless
TCP PSP6012	Sportsman	Remote	Welded	Universal	V-belt	Stainless
TCP PSP6022	Sportsman	Remote	Welded	Universal	Serpentine	Stainless
TCP PSP6112	Sportsman	Remote	Welded	260, 289, 302	V-belt	Stainless
TCP PSP6122	Sportsman	Remote	Welded	260, 289, 302	Serpentine	Stainless
TCP PSP6212	Sportsman	Remote	Welded	351W, 351C, 400M	V-belt	Stainless
TCP PSP6222	Sportsman	Remote	Welded	351W, 351C, 400M	Serpentine	Stainless
TCP PSP6312	Sportsman	Remote	Welded	390, 427, 428	V-belt	Stainless
TCP PSP6322	Sportsman	Remote	Welded	390, 427, 428	Serpentine	Stainless

Kits include: Pump with pulley, reservoir, hoses, hose ends, mounting bracket, spacer/shim set, mounting hardware

All prices subject to change. Current pricing available at www.totalcontrolproducts.com.



Total Control Products
8661 Younger Creek Drive – Sacramento, CA 95828
A Chris Alston's Chassisworks, Inc., Brand

Order: 800-722-2269
Tech: 916-388-0288
Fax: 916-388-0295

tcpsales@cachassisworks.com
tcptech@cachassisworks.com
www.totalcontrolproducts.com